

Ultrasonic Open Channel Flow Meter RTCM



Accuracy 1mm



Housing Material ABS



Ambient Temperature -40°C~70°C



Protection Class IP67/ IP68

**Product
Datasheet**

ROCKSENSOR AT A GLANCE (ABOUT US)

Rocksensor is one of the global leaders specializing in process Instrumentation, Research and Development and Designing of Industrial Automation Equipment. We provide highly precise pressure sensors and transmitters, flow metres, level transmitters & temperature transmitters with a prime focus to help our clients efficiently, safely and economically run complex industrial processes.

Rocksensor headquartered in Germany (originated in Switzerland), has its footprint in various geographical regions such as the US, Russia, South Korea, Italy, Germany, Singapore, Malaysia, China, Taiwan, Australia, UAE, Brazil, and India. Our clients come from some of the major industries such as Oil and Gas, Petrochemicals, Pharmaceuticals, FMCG, Automobiles, Water, Cement, Metal & Mining and mainly from the Power Industry like Nuclear, Thermal, Hydro and Solar.

Rocksensor deals in a wide range of highly accurate industrial automation instruments ensuring that even the complex industrial processes happen efficiently.

To fulfill the needs of our clients we make sure that our instruments work in even the harsh environmental conditions offering accurate recordings and communication.

We, at Rocksensor, believe in creating bonds that last a lifetime and create a success story for each and every client. Rocksensor aims to achieve a perfect fit in global market landscape and establish our footprints across the globe.



CONTENTS

1. Overview 4

2. Advantage 4

3. Application 5

4. Measuring Principle 5

5. Technical Specifications 6

6. Sensors Specifications 7

7. Operation 7-8

8. Display Module 8

9. Wiring 8-9

10. Cable 9

11. Mounting Dimensions 10

12. Model Selection Table 11

1. Overview

This RTCM Ultrasonic open channel flow meter is a professional economic and practical instrument during agriculture, industry research and development. It is a non-contact measurement and can be applied in even harsh environments. It measures level, flow rate and total volume of water flowing through weirs and flumes. It consists of two parts, the ultrasonic level sensor and wall mounted flow monitor/controller. The ultrasonic level sensor uses the sound wave reflection principle to detect the liquid level in the weir, and then the microprocessor calculates the corresponding flow value automatically using the related formula and characteristics of the channel. It is well suited for applications such as groundwater system flow monitoring, industrial sewage discharge monitoring, flow into water treatment plants, effluent from water resource recovery, and agriculture irrigation channels.



2. Advantage

- Non-contact measurement, long service life and simple maintenance.
- High level detection accuracy. The accuracy of change in level is 1mm. For every 1mm change in the liquid level, the open channel flow rate changes accordingly. So the flow measurement is more accurate.
- Adapt to a variety of weirs/flumes and simple setup for Parshall flumes, triangular weirs (30°/45°/60°/90°/120°) and rectangular weirs etc.
- Large screen with backlight LCD display. Displays flow rate in L/S or M3/h
- Simple programming and easy operation. A hand operator is available for easy operation. (If you need)
- Excellent anti-interference capability, low blind area and high sensitivity; The cable length between sensor and transmitter up to 1000m.
- Rugged IP67 powder coated aluminum enclosure, Sensor protection class IP68.
- Chemically resistant probe materials for maximum application flexibility
- Provided programmable 6 relays at most for alarms
- Provided 4-20mA output and RS485 serial communication (Modbus RTU).
- Customize solar power supply. Available at remote and non-powered site applications. Low power consumption, customer can choose optional 12V operating voltage Transmitter, power consumption only 2 watts.

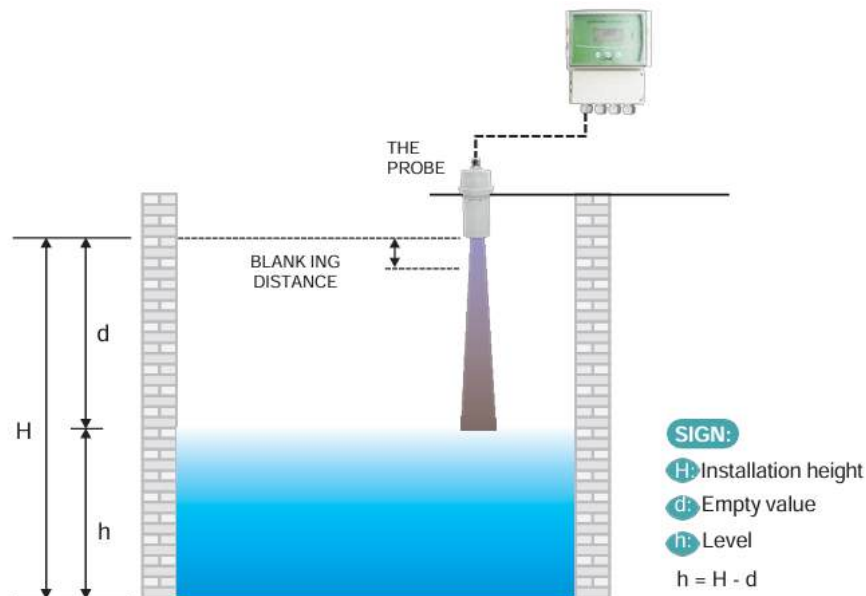
3. Application

This PLCM ultrasonic open channel flow meter with a primary device (such as a flume or weir) are a cost effective solution for managing varying flow rates in unpressurized systems. Typical applications are as below:



4. Measuring Principle

- Using ultrasonic level technology, Open channel flow meters include a non-contacting sensor mounted above the flume or weir. By measuring the time from transmission of an ultrasonic pulse to receipt of an echo, the water level or “Head” is accurately measured.
- As the electronic flow transmitter knows the installation height H from parameters setting, it can calculate the level as follows: $h = H - d$.
- Since the speed of sound through air is affected by changes in temperature, the PLCM O.C.M. has integrated a temperature sensor to improve accuracy.
- For determined flumes, there is a fixed functional relationship between the instantaneous flow and liquid level. The formula is $Q=h(x)$. Q means instantaneous flow, h means liquid level in flumes. So the electronic flow transmitter can calculate the flow rate through determined flumes and the level value.



Blind Zone: The ultrasonic sensor cannot detect echoes at the same time when transmitting ultrasonic waves. When the probe is very close to the liquid surface, the emitted wave and the echo will overlap and cannot be distinguished. Within this area there is no explicit/ reliable measurement possible. This is blind zone (Blanking distance). During installation, the probe should be a certain distance higher than the maximum liquid level to prevent the liquid level from entering the blind zone.

5. Technical Specifications

Parameters	Details
Type	RTCM
Power Supply	DC24V ($\pm 5\%$) 0.2A; AC220V ($\pm 20\%$) 0.1A; Optional DC 12V
Display	2 lines 14 digit backlight LCD
Flow Rate Range	0.0000~99999L/S or m ³ /h
The Maximum of Accumulative Flow	9999999.9 m ³
Accuracy of Change in Level	1 mm or 0.2% of full span (Which is greater)
Resolution	1mm
Analogue output	One 4-20mA, corresponding to instant flow.
Output Load Resistance	0~500 Ω
Relay Output	Standard 2 relay outputs (optional up to 6 relays); Upper/lower limit alarm and failure alarm corresponding to instantaneous flow or level.
Serial Communication	RS485, Modbus RTU standard protocol
Ambient Temperature	-40°C~70°C
Temperature Compensation	Integral in probe
Measure Cycle	1 second (Selectable 2 seconds)
Parameter Setting	3 induction buttons / remote control
Cable Gland	PG9 /PG11/ PG13.5
Housing Material	ABS
Protection Class	IP67
Fix	Wall mounted
Dimensions	248H*184W*122D(mm)

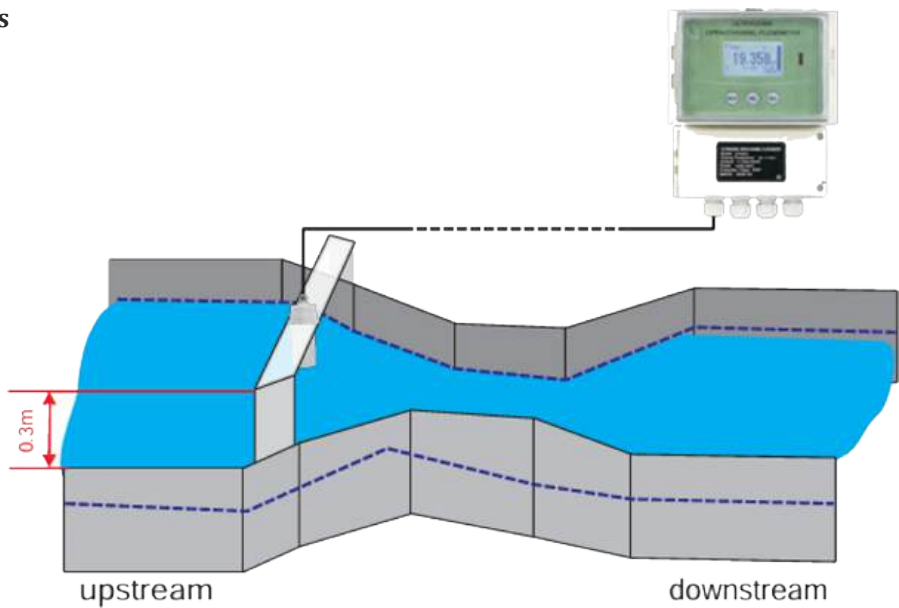
6. Sensors Specifications

Parameters	Details
Type	LB-4 (probe)
Range	0.00-4.00m (other range is also available)
Blind Zone	0.20m
Ambient Temperature	-40°C~70°C
Temperature Compensation	Integral in probe
Pressure Rating	0.2 MPa
Beam Angle	8° (3db)
Cable Length	10m standard (can be extended to 1000m)
Material	ABS, PVC or PTFE (optional)
Protect Class	IP68
Connection	Screw (G2) or flange (DN65/DN80/etc.)

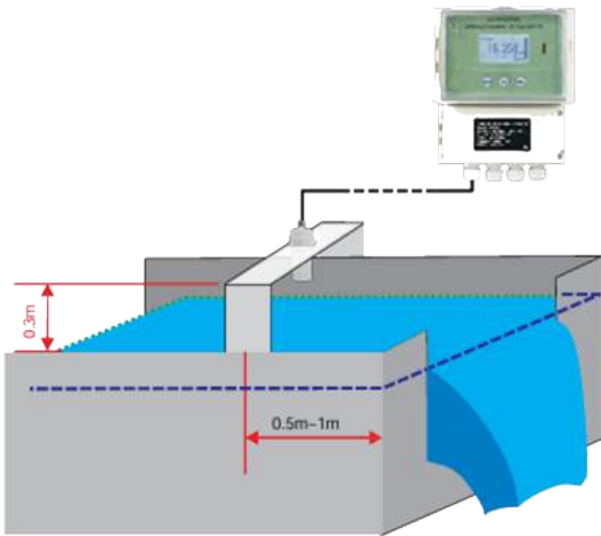
7. Operation

The open channel flowmeter is used together with various types of weirs/flumes to measure or monitor the total amount of water. The RTCM meter includes a selection of primary devices with preprogrammed tables to simplify the setup, including:

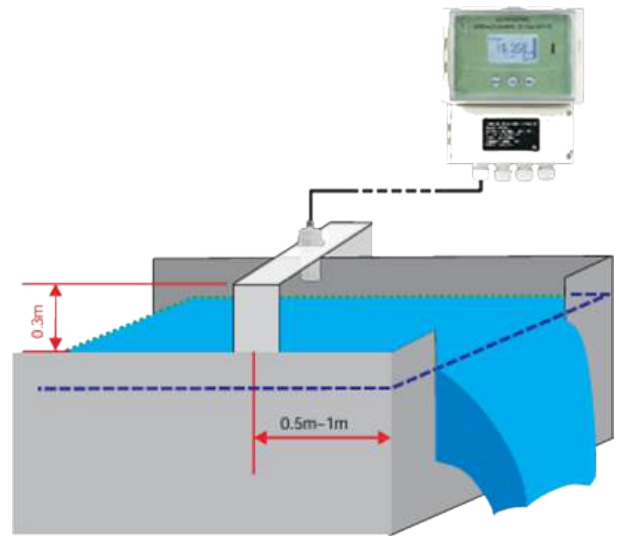
- Parshall flumes
- Rectangular Weirs
- V-notch Weirs



● Parshall flumes



● Rectangular Weirs



● V-notch Weirs

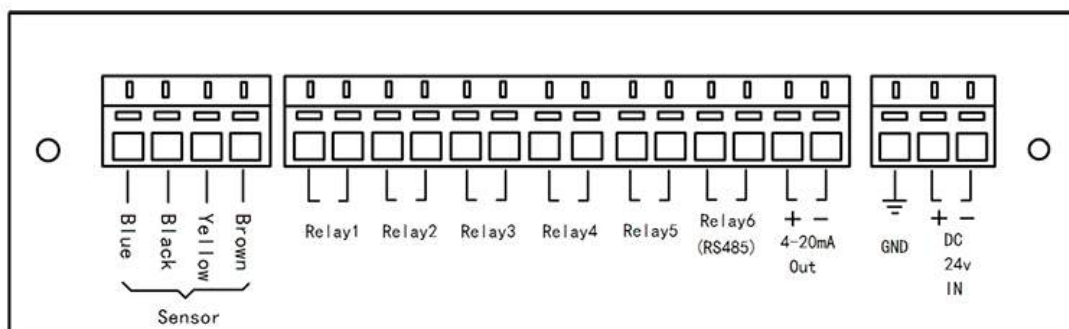
8. Display Module



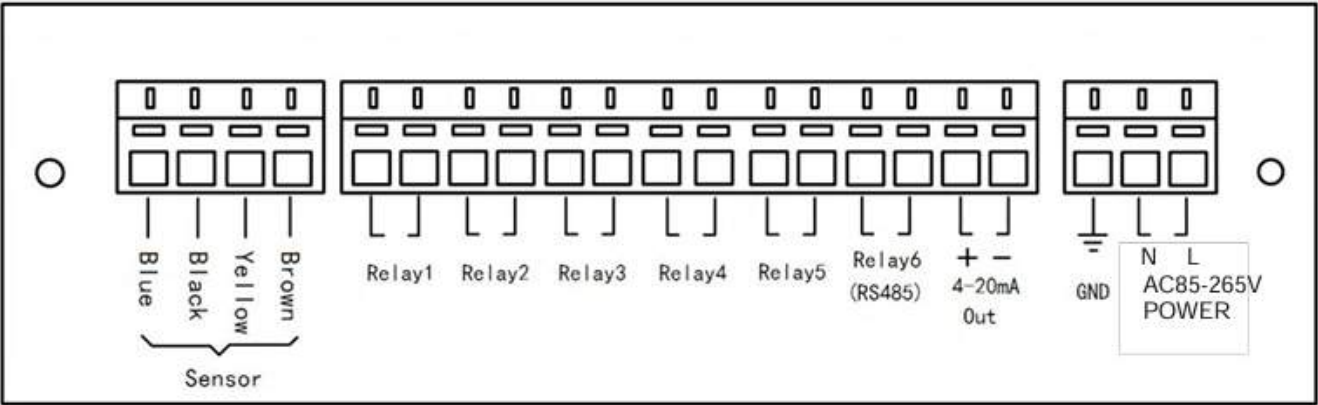
9. Wiring

Depending on the power supply and signal output function, the wiring diagram of the instrument is different. When the MODBUS communication function is provide, the terminal Relay 6 is used for RS485 output.

● DC24V Power Supply



● DC24V Power Supply

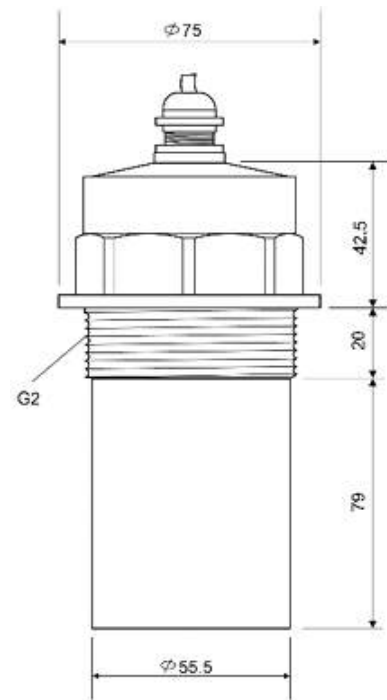
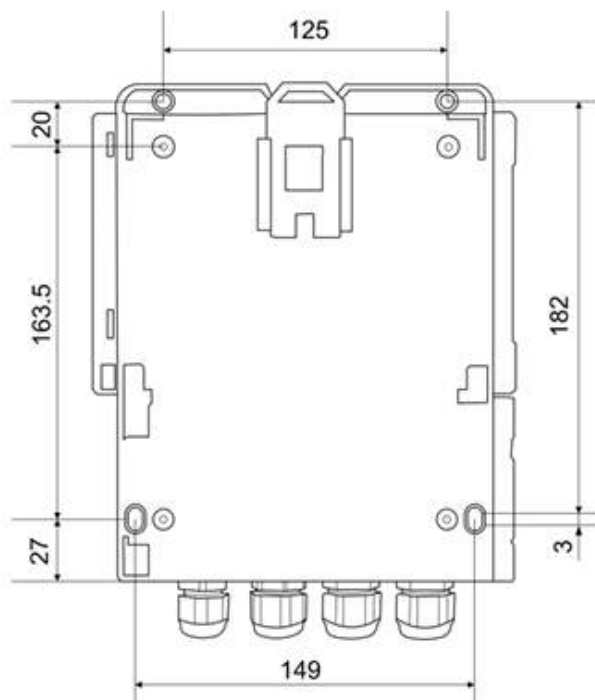
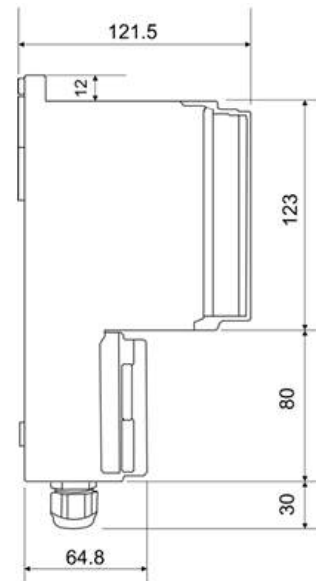
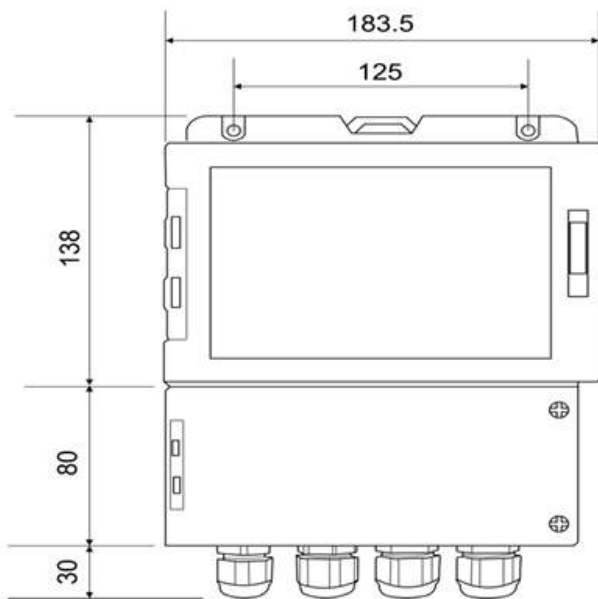


10. Cable

The cable between sensor and transmitter is 10m standard. Users can extend the cable if needed, the cable length can be up to 1000 meters. The lead cable of the ultrasonic probe is a 4-core shielded cable.



11. Mounting Dimensions



12. Model Selection Table

RTCM		Ultrasonic Open Channel Flow Meter								
Code		1	2	3	4	5	6	7	8	9
Measure range										
RTCM (standard 4 m level range)		4								
Power Supply										
DC 24V	0.2A	D								
DC 12V	0.2A	D(2)								
AC 85~265V	0.1A	A								
Sensor Material/Process Temperature /Protection Class										
ABS/(-40-75)°C/IP68		A								
PVC/(-40-75)°C/IP68		B								
PTFE/(-40-75)°C/IP68		C								
Process Connection/Material										
Thread		G								
Flange /PP		D								
Electronic Unit										
Output 4~20mA ; Four Wire		C0								
Output 4~20mA and RS485 (Modbus RTU); Four Wire		C1								
Cable Length										
L10	10 m (standard)									
LX	X cable length (Up to 1000m)									
Cable Entry										
M	M20*1.5									
N	1/2"NPT									
Housing Material / Protection Class										
L	Aluminum / IP67									
Relay Output										
R2	Standard Two Relay									
Rx	Max 6 relay (if with RS485, max 5 relay)									

Example: RTCM-4DAGC0R2LML10
RTCM - Ultrasonic Open Channel Flow Meter
4 - Measure Range: RTCM (standard 4 m level range)
D - Power Supply: DC 24V; 0.2A
A - Sensor Material/Process Temperature /Protection Class: ABS/(-40-75)°C/IP68
G - Process Connection/ Material: Thread
C0 - Electronic Unit: Output 4~20mA ; Four Wire
R2 - Relay Output: Standard Two Relay
L - Housing Material/ Protection Class: Aluminum / IP67
M - Cable Entry: M20*1.5
L10 - Cable Length: 10 m (standard)

*For any customisation, contact our sales team

Field Instrumentation Range



Pressure Measurement

- Smart Differential Pressure Transmitter
- Smart Gauge Pressure Transmitter
- Smart Absolute Pressure Transmitter
- Miniature Pressure Transducer without display
- Sanitary Gauge/ Absolute Pressure Transmitter

- Submersible Pressure Transmitter
- Remote Seal Differential P.T. with capillary
- Remote Seal Differential P.T. Direct Mount
- Remote Seal Gauge/Absolute P.T. with capillary
- Remote Seal Gauge/Absolute P.T. Direct Mount



Flow Measurement

- Coriolis Mass Flowmeter
- Thermal Gas Mass Flowmeter
- Positive Displacement Flowmeter
- Electromagnetic Flowmeter
- Vortex Flowmeter

- Turbine Flowmeter
- Variable Area Flowmeter
- Clamp On Ultrasonic Flowmeter
- Inline Ultrasonic Flowmeter
- Portable Ultrasonic Flowmeter



Level Measurement

- RADAR Level Transmitter Horn Antenna
- Compact RADAR Level Transmitter
- RADAR Level Transmitter Sanitary
- RADAR Level Transmitter
- Guided Wave RADAR Level Transmitter
- Guided Wave RADAR Level Transmitter
- RADAR Level Transmitter Lens Antenna

- RADAR Level Transmitter Rod Antenna
- Ultrasonic Level Transmitter
- Microwave Barrier Level Switch
- Admittance Level Switch Series
- Vibrating Rod Level Switch Series
- Tuning Fork Level Switch Series



Temperature Measurement

- Head Mount Temperature Transmitter
- Temperature Transmitter for Sanitary Applications

- DIN Rail Temperature Transmitter
- Field Mount Temperature Transmitter

Rocksensor India Pvt. Ltd.

📍 B -36, Sector 67, Noida, Uttar Pradesh - 201301

For more details, contact us on:



+91 928 948 8117 | +91 1204121469

✉ : info@rocksensor.in



www.rocksensor.in

Global Offices

Head Office

Rocksensor GmbH, Germany

North America:

Rocksensor Automation LLC, USA

APAC:

Rocksensor Automation Co.Ltd., Shanghai

For more updates, follow us on:

in: Rocksensor India

▶: Rocksensor

f: Rocksensor

@: Rocksensor

🐦: Rocksensor India